




30SA / 35SA | SINGLE AXLE UTILITY TRAILER


BigTex
TRAILERS™


 GVWR: 2,995#


 LOAD CAPACITY: 1902 - 2332#

 LENGTHS: 8', 10' (30SA), 12', 14' (35SA)

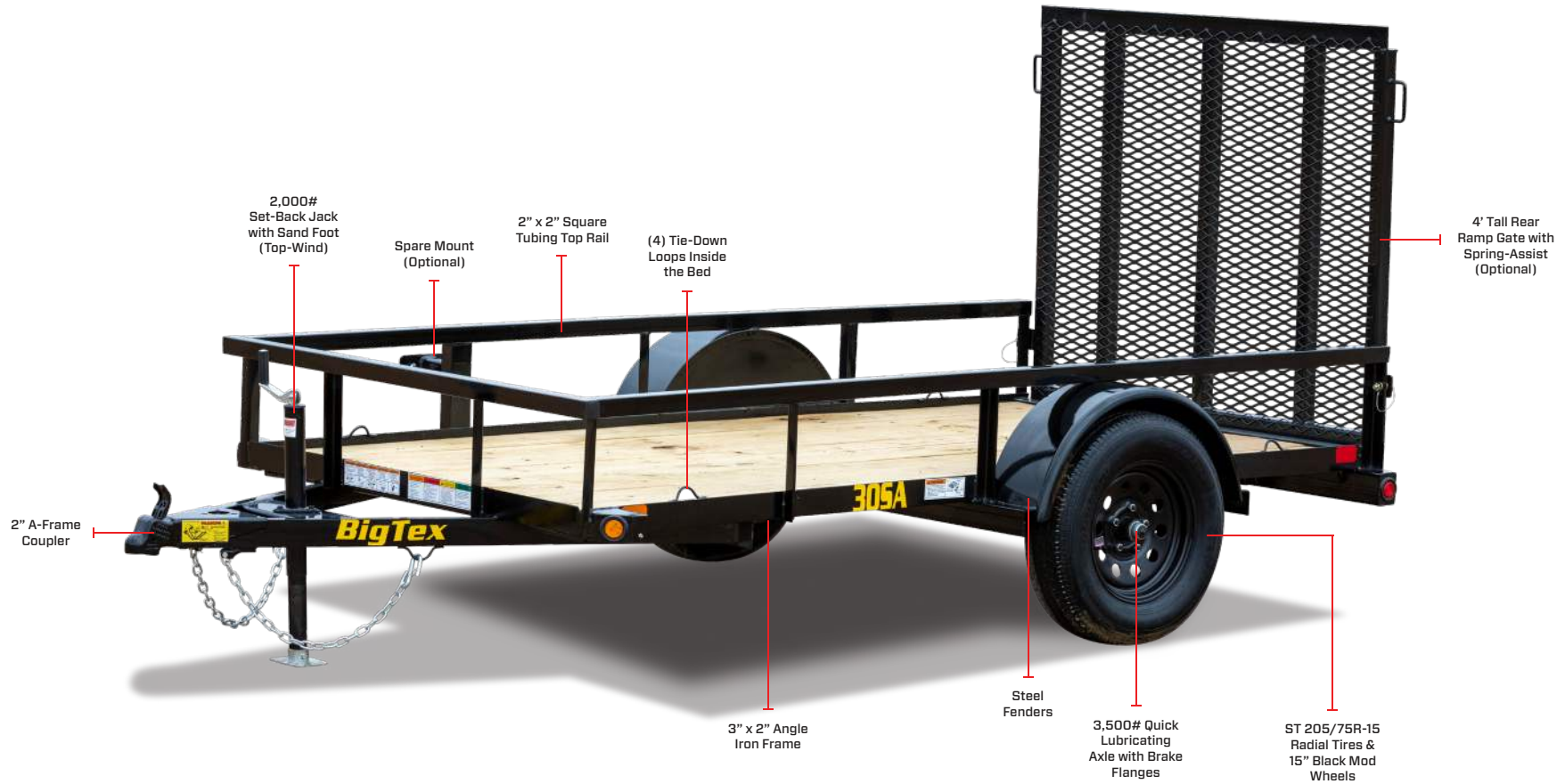
 DECK WIDTH: 60" (30SA), 77" (35SA)

 WEIGHT: 663 - 1,093#

 AXLES: Single (3,500#)

 DECK HEIGHT: 18"

 COUPLER: Bumper Pull



ENHANCED STRUCTURE & STRENGTH

These models feature square tubing for increased strength and structure, offering superior resilience compared to typical angle top rails.



DURABLE RADIAL TIRES & PREMIUM BLACK WHEELS

These models come equipped with steel-belted radial tires for enhanced longevity and performance, complemented by stylish premium black wheels.



VERSATILE 4' REAR RAMPGATE (OPTIONAL)

Expand your hauling capabilities with the optional rear ramp gate, ideal for transporting a variety of vehicles, including golf carts, ATVs, side-by-sides, and more.



SET-BACK JACK

The 2,000# Set-Back Jack allows the tailgate of the tow vehicle to be lowered without the top of the jack damaging the tailgate.